



MADISON - PLAINS **LOCAL SCHOOL DISTRICT**

Monthly Financial Report

2024-2025 FUND Balance and Budget Analysis

@2023 Frontline Education Fiscal Year start through Mar analysis.

1

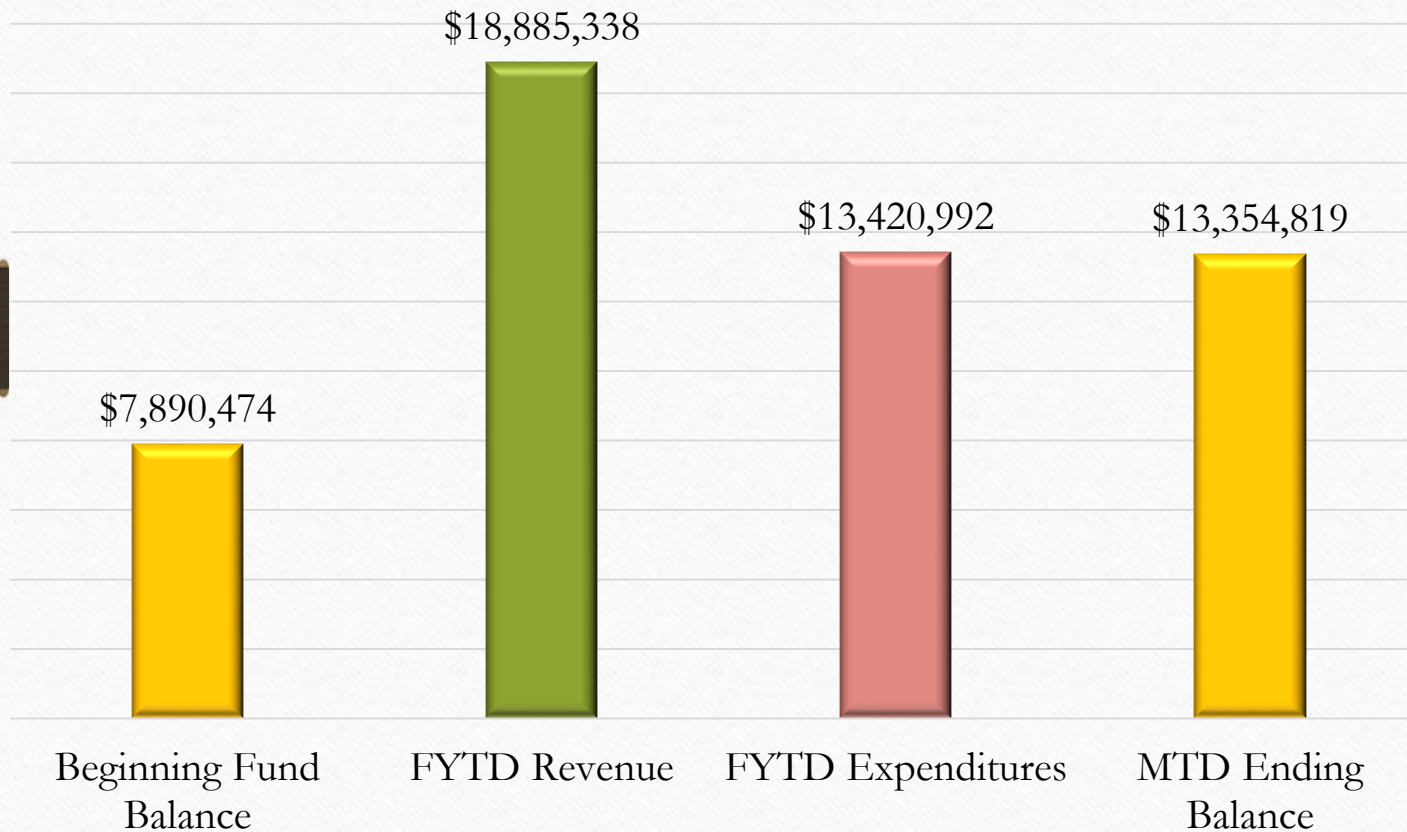


Index

- **Page 3 – Operating Fund(s) summary – FYTD**
 - Compares Beginning Balance, Revenue, Expenditures, Ending Fund Balance through Current Month
- **Page 4 – Percentage of Annual Revenue Received**
 - Shows percentage of revenue received and amount remaining compared to budget.
- **Page 5 – Percentage of Annual Budget Expended**
 - Shows percentage of budget expended and amount remaining compared to budget.
- **Page 6 – Revenue YTD Year-Over-Year Compare**
 - Compares revenue through the current month to last year's same time period.
- **Page 7 – Expenditure YTD Year-Over-Year Compare**
 - Compares expenditures through the current month to last year's same time period.
- **Page 8 – Revenue MTD Year-Over-Year Compare**
 - Compares revenue for the current month to last year.
- **Page 9 – Expenditure MTD Year-Over-Year Compare**
 - Compares expenditures for the current month to last year.
- **Page 10 – Projected Year-end Fund Balance Compared to Prior Year's**
 - Compares the current year-end projected (cash flow actual + estimated) to the prior year-end and calculates the days cash on hand.
- **Page 11 – Budgeted Fund Balance Compared to Cash Flow Trend**
 - Compares the budgeted fund balance at year-end to the current cash flow (actual + estimated) and analyzes for favorability



Operating Fund(s) Summary - FYTD



March's ending fund balance is up \$5,464,345 compared to the July 1 beginning balance.



Percentage of Annual Revenue Received

% of Annual Budgeted Revenue
Received

94%

Budget Months Completed

75%

Revenue received through March totals \$18,885,338 of the annual budgeted total of \$20,158,709. The amount of budgeted revenue remaining is \$1,273,372.



Percentage of Annual Budget Expended

% of Annual Budgeted Expenditures Spent

69%

Budget Months Completed

75%

Expenditures through March total \$13,420,992 of the annual budgeted total of \$19,412,004. The amount of budgeted expenditures remaining is \$5,991,011.



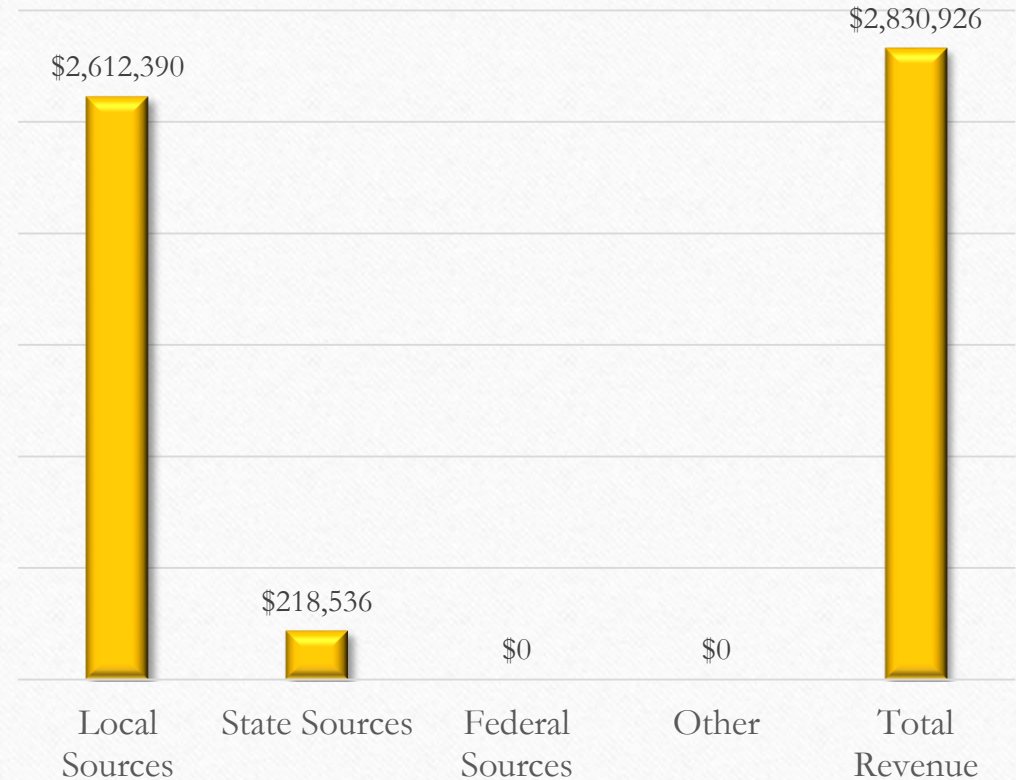
Revenue YTD Year-Over-Year Compare

Total Revenues



Through March revenue is up \$2,830,926 compared to last year, a year-over-year change of 18%.

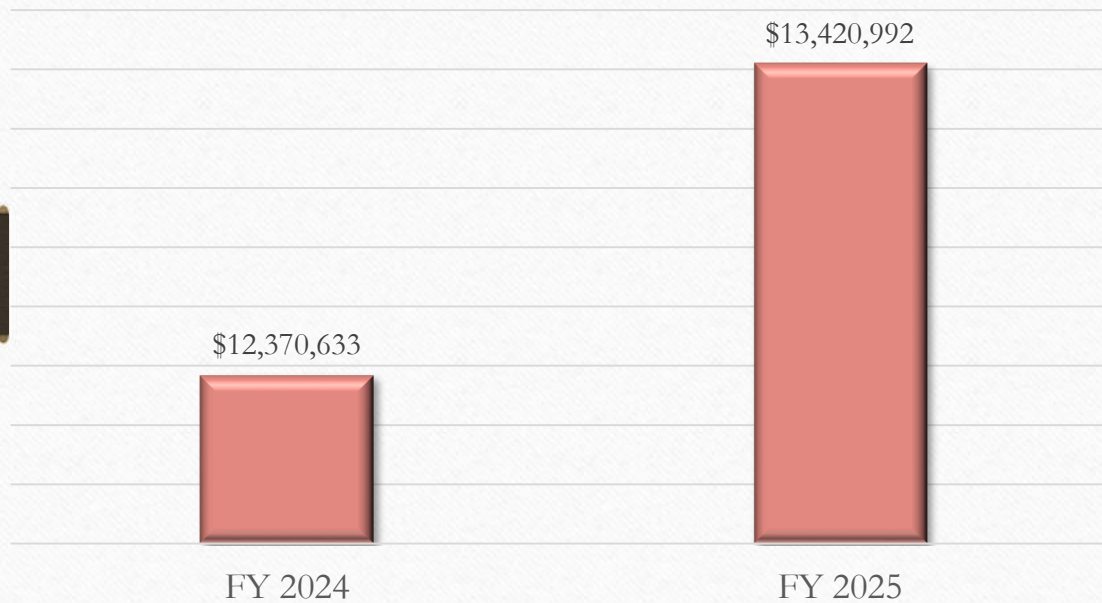
Year-Over-Year Change



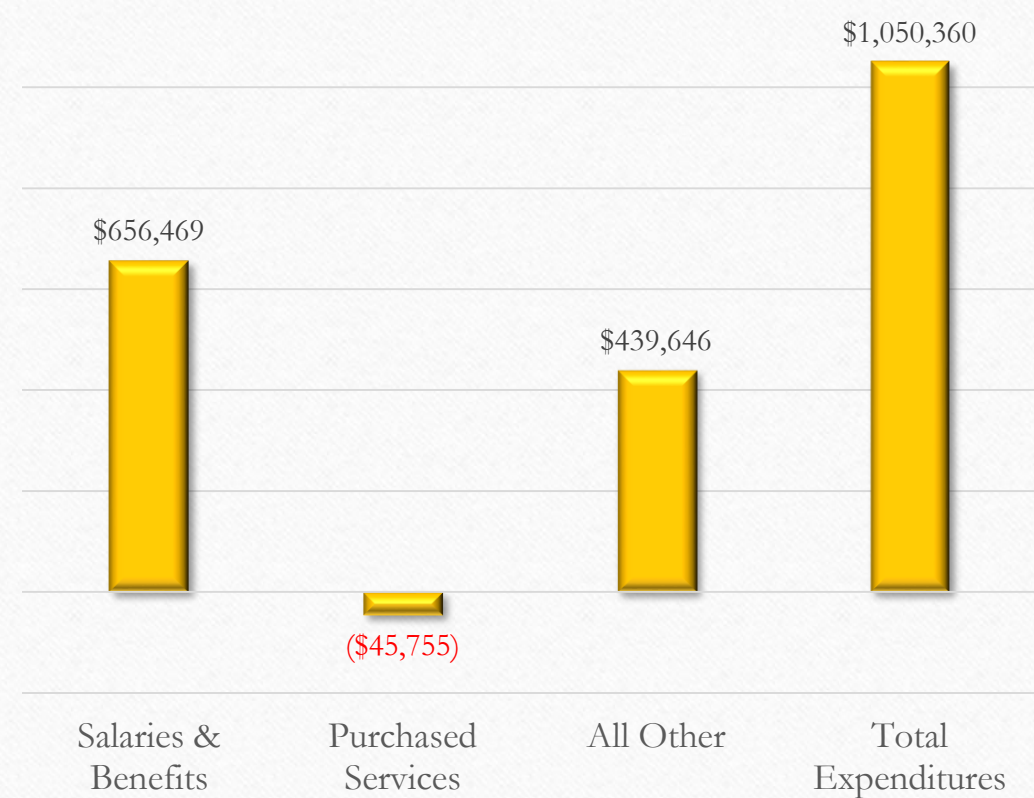


Expenditure YTD Year-Over-Year Compare

Total Expenditures



Year-Over-Year Change



Through March expenditures are up \$1,050,360 compared to last year, a year-over-year change of 8%.

@2023 Frontline Education



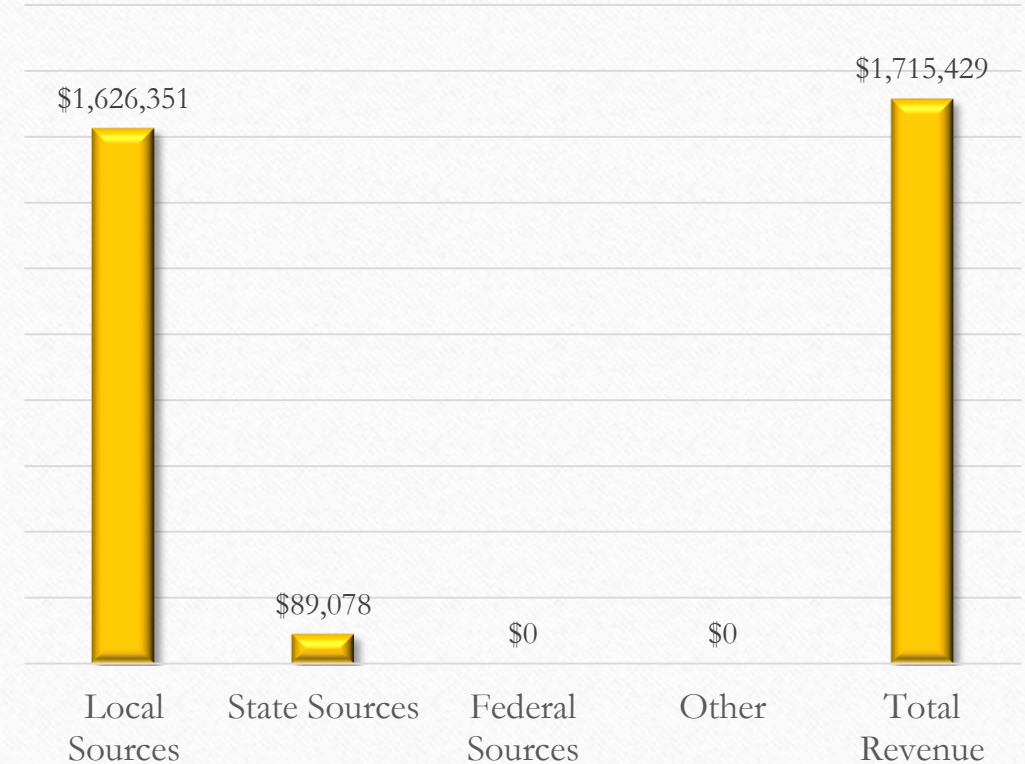
Revenue MTD Year-Over-Year Compare

Total Revenues



For the month of March revenue is up \$1,715,429 compared to last year, a year-over-year change of 27%.

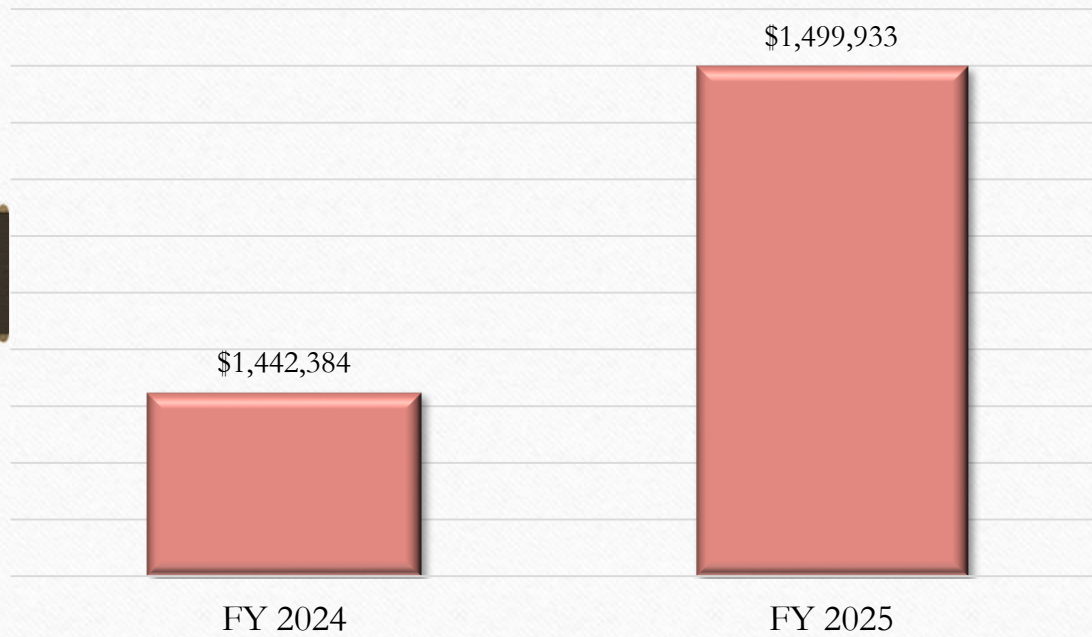
Year-Over-Year Change





Expenditure MTD Year-Over-Year Compare

Total Expenditures



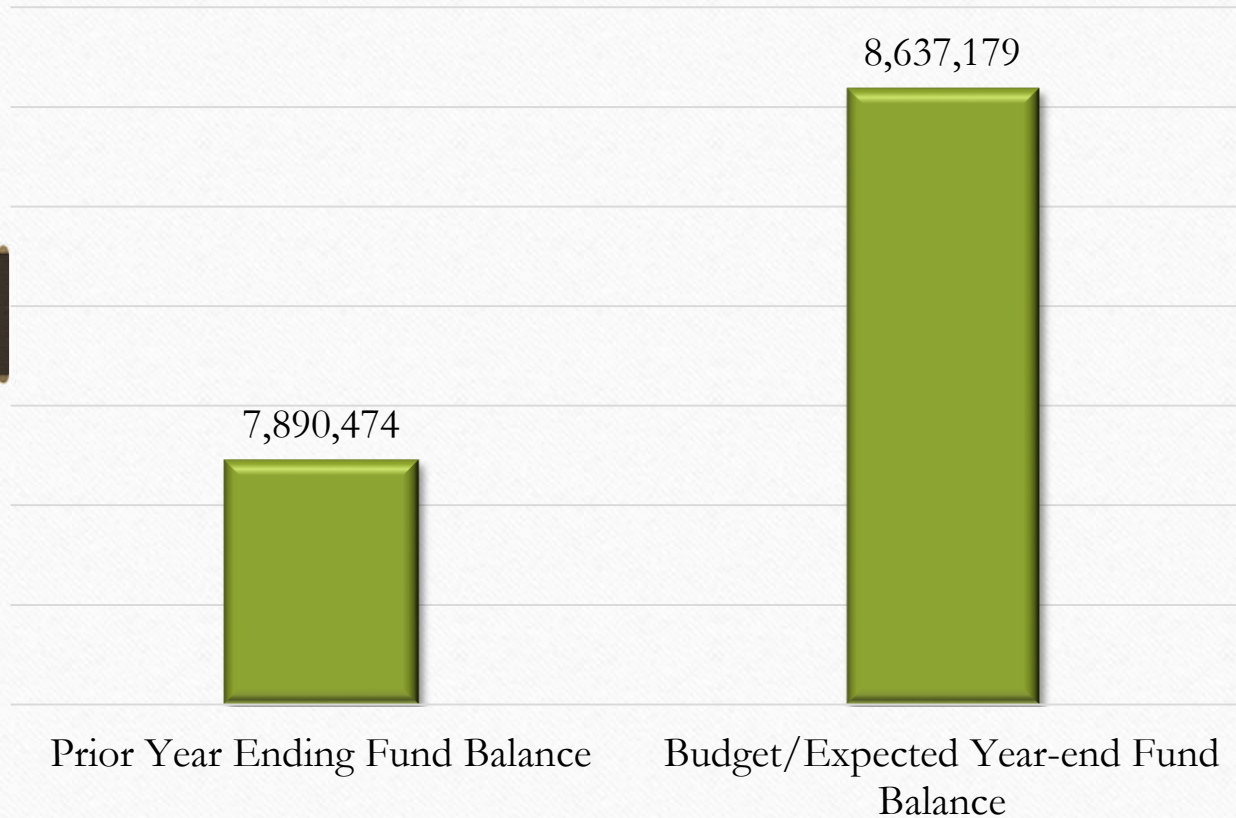
For the month of March expenditures are up \$57,548 compared to last year, a year-over-year change of 4%.

Year-Over-Year Change





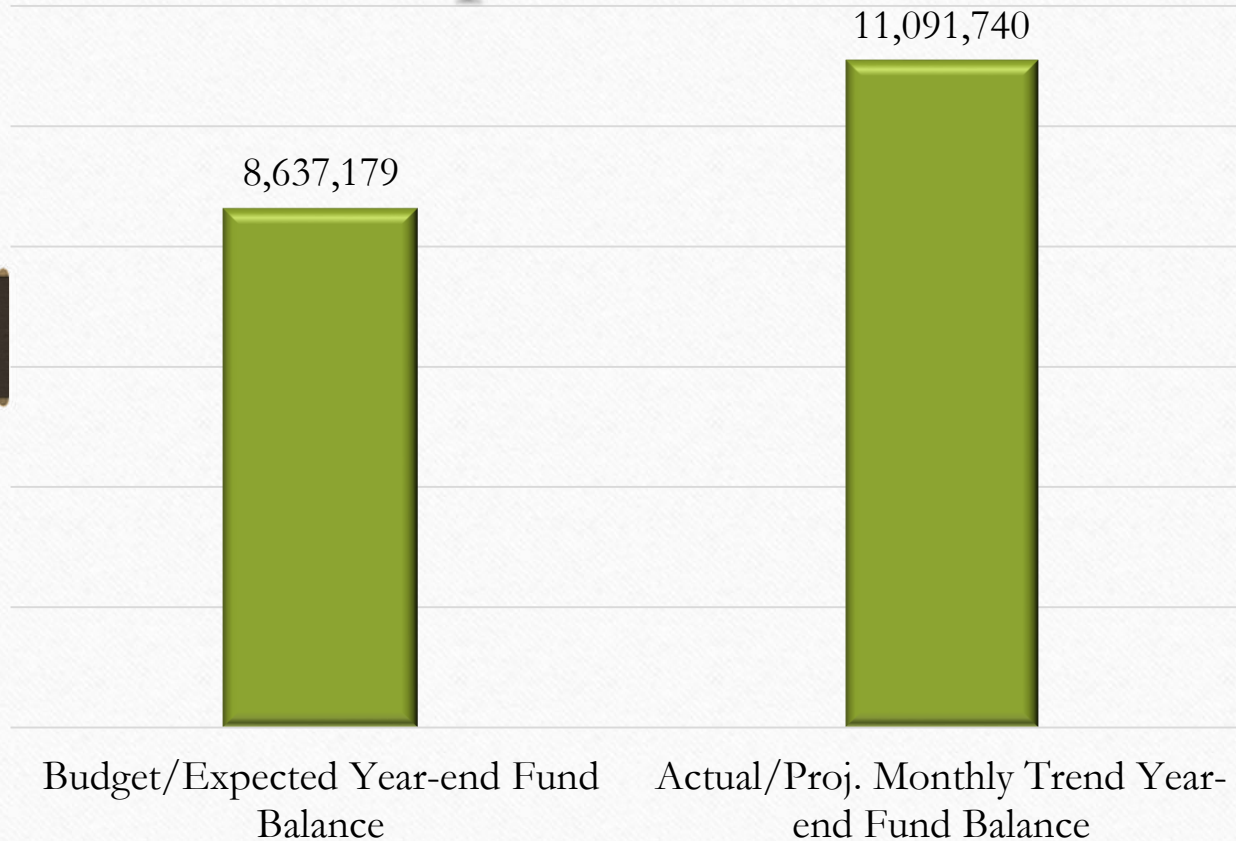
Projected Year-end Fund Balance Compared to Prior Year's



The current budget shows that for FY 2025 revenue exceeds expenditures and the district's fund balance will increase \$746,705 compared to last year. The June 30, 2025 fund balance represents approximately 162 days cash on hand.



Budgeted Fund Balance Compared to Current Cash Flow Trend



The budgeted 2025 fund balance was expected to be \$8,637,179, current fund flow (trend) estimates suggest a favorable trend which is \$2,454,561 higher.